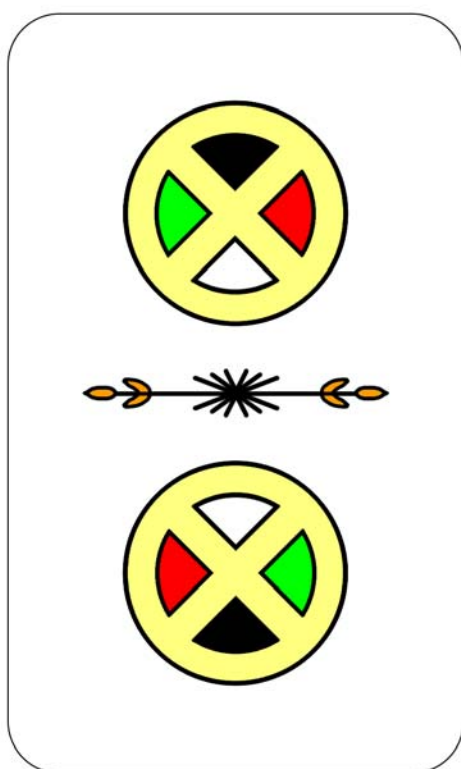


知時



ᐱᐱᐅ



ᐱᐱᐅ

ᐱᐱᐅ



ᐱᐱᐅ

ᐱᐱᐅ



ᐱᐱᐅ

ᐱᐱᐅ




ᐱᐱᐅ

ᐱᐱᐅ



ᐱᐱᐅ

ᐱᐱᐅ



ᐱᐱᐅ

ᐱᐱᐅ




ᐱᐱᐅ

ᐱᐱᐅ



ᐱᐱᐅ

ታሰረ



ላይሰ

ዘገጸይ



ገሰገሰ

ዘገገ



ሰገገ

ገገገ



ሰገገ

ገገገ



ገገገ

ገገገ



ሰገገ

ገገገ



ሰገገ

ገገገ



ሰገገ

ፑጠዘ



ለገንጌተ

፪፬ጰጎ




ጠጭ

ጎጠ




፪ጠ፻፩

ጰ፻፬ጎ




ዘጎጎ

፻፩ጎ



ዘጎጎ

ጠ፩ጠ



ተ፻፶፩

ጎጎ



ተ፻፶፩

ጎጎ



፩ጠጎ

Handwriting practice card for the letter 't'. At the top, the letter 't' is written in orange on a set of four horizontal lines. Below the lines, three orange dots are placed on the second, third, and fourth lines from the top, showing an upward stroke path. At the bottom, the letter 't' is written in orange, with a small orange dot above it indicating the starting point.

Handwriting practice card for the letter 'i'. At the top, the letter 'i' is written in orange on a set of four horizontal lines. Below the lines, three orange dots are placed on the second, third, and fourth lines from the top, showing an upward stroke path. At the bottom, the letter 'i' is written in orange, with a small orange dot above it indicating the starting point.

Handwriting practice card for the letter 'l'. At the top, the letter 'l' is written in pink on a set of four horizontal lines. Below the lines, three pink dots are placed on the second, third, and fourth lines from the top, showing a downward stroke path. At the bottom, the letter 'l' is written in pink, with a small pink dot above it indicating the starting point.

Handwriting practice card for the letter 'o'. At the top, the letter 'o' is written in black on a set of four horizontal lines. Below the lines, a large oval is drawn with a red inner border and a green outer border, with a small red dot in the center. At the bottom, the letter 'o' is written in black, with a small red dot above it indicating the starting point.

Handwriting practice card for the letter 's'. At the top, the letter 's' is written in purple on a set of four horizontal lines. Below the lines, three purple dots are placed on the second, third, and fourth lines from the top, showing a wavy stroke path. At the bottom, the letter 's' is written in purple, with a small purple dot above it indicating the starting point.

Handwriting practice card for the letter 'n'. At the top, the letter 'n' is written in blue on a set of four horizontal lines. Below the lines, three blue dots are placed on the second, third, and fourth lines from the top, showing a stroke path that goes up and then down. At the bottom, the letter 'n' is written in blue, with a small blue dot above it indicating the starting point.

Handwriting practice card for the letter 'e'. At the top, the letter 'e' is written in green on a set of four horizontal lines. Below the lines, three green dots are placed on the second, third, and fourth lines from the top, showing a stroke path that goes up and then curves around. At the bottom, the letter 'e' is written in green, with a small green dot above it indicating the starting point.

Handwriting practice card for the letter 'j'. At the top, the letter 'j' is written in yellow on a set of four horizontal lines. Below the lines, three yellow dots are placed on the second, third, and fourth lines from the top, showing a downward stroke path. At the bottom, the letter 'j' is written in yellow, with a small yellow dot above it indicating the starting point.

U-)

:|

:XK

— • —

HMN

:|

:XK

— • —

↑↑↑↑X↑

·|

K:X\*

— • —

>EIK

|

:XK\*

— • —

(M>

∇

∇X\*

— • —

↑FN#

∇

K:X

— • —

FEI

∇

X:X

— • —

EN·N

∇

:|K

— • —

101

IX

XX

— 0 —

1111

IX

XX

— 0 —

M3H

X

IKX

— 0 —

6331

V

XX

— 0 —

111

IX

XX

— 0 —

VACTF

X

VXX

— 0 —

APX

VX

XX

— 0 —

3PHH

VX

VKX

— 0 —



𐎧𐎠𐎢𐎥

V:X

IK

— o —

𐎧𐎠𐎢𐎥

X

IK

— o —

𐎧𐎠𐎢𐎥

V:X

K

— o —

𐎧𐎠𐎢𐎥

IX

VX

— o —

𐎧𐎠𐎢𐎥

V:X

VK

— o —

𐎧𐎠𐎢𐎥

IX

K

— o —

𐎧𐎠𐎢𐎥

X

IK

— o —

𐎧𐎠𐎢𐎥

V:X

K

— o —



Handwritten pink symbols below the hexagram.

Handwritten green symbols below the hexagram.

Handwritten blue symbols below the hexagram.

Handwritten dark blue symbols below the hexagram.

Handwritten pink symbols below the hexagram.

Handwritten dark red symbols below the hexagram.

Handwritten yellow symbols below the hexagram.

Handwritten dark green symbols below the hexagram.

